

Hallim
P · R · E · C · I · S · I · O · N

Korean Technology Since 1983



With Korean Top Quality

Hallim Roofing System



Hallim Precision Construction & Trading Pvt. Ltd.

The Company



Incessant challenge to the perfect roofing— Genuine Korean technology

Pioneer and leader in metal/single ply roofing industry in Korea since our HQ foundation in 1983.

Obtained ISO 9002 Quality System Certificate in 1998 (HQ only).
Awarded “Minister”prize of construction and transportation in the construction promotion competition in 1998.

Acquired the license from Full flow Group Ltd. (U.K.) in 2009 as the exclusive distributor for Korean territory – for syphonic drainage system.

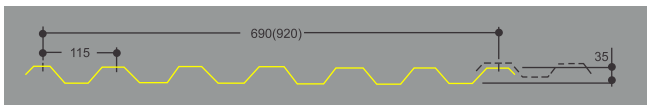
Kept strong partnership with GAF – North America's largest roofing manufacturer.

Active market development around the world— India, Eastern Europe, China, Middle East, Vietnam, etc.
Open subsidiary office in India in March 2011

Cost effective screw exposed panel

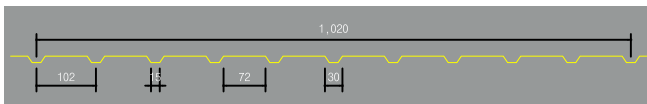
HL-115

Model	Supplied Coil Width	Effective Width	Corrugation Depth	Corrugation Pitch
HL-115	1220	920mm	35mm	155mm



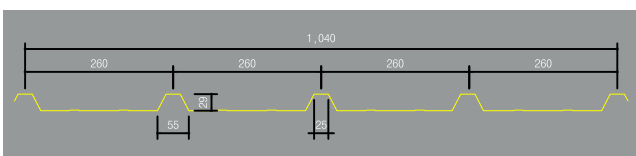
HL-102

Model	Supplied Coil Width	Effective Width	Corrugation Depth	Corrugation Pitch
HL-102	1220	1020mm	11mm	102mm



HL-260

Model	Supplied Coil Width	Effective Width	Corrugation Depth	Corrugation Pitch
HL-260	1220	1040mm	29mm	260mm



Cost saving easy installation using direct screw fixation methodology

Available for both of roof and wall panel for both double skin or single skinned panel

Job site forming is available for one span long panel

HL-950

Structural Trapezoidal Standing Seam Roof Panel

Appropriate in large sized buildings and economical efficiency

Ideal weather tightness performance

- Perfect mechanically seamed structural standing seam roof panel with screw concealed technology for complete waterproof.
- No danger for overflow with deep trapezoidal standing seam height.
- One spanned long panel available at any length by job-site forming without vertical panel end lapping, eliminating the leak risk.

Smooth react to the expansion/contraction by the temperature changes

- Effective design to promote the smooth movement during roof expansion/contraction.

Structural integrity

- Secure the strength for the large-sized building with the excellent structural strength
A monolithic roof panel system designed by the mechanical seam for both of top and bottom panel.

Excellent section properties save money

- wider purlin difference available, compared with the traditional panel profiles.

References



Pohang agricultural wholesale market, Korea



Bugang Office Automation Warehouse, Korea



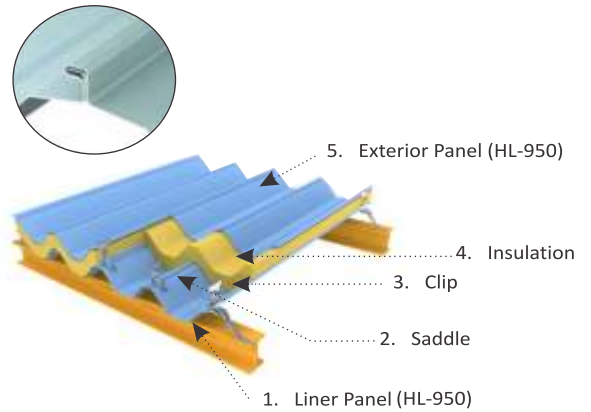
Changdong Train Depot, Korea



Dongwon Metro Station, Korea

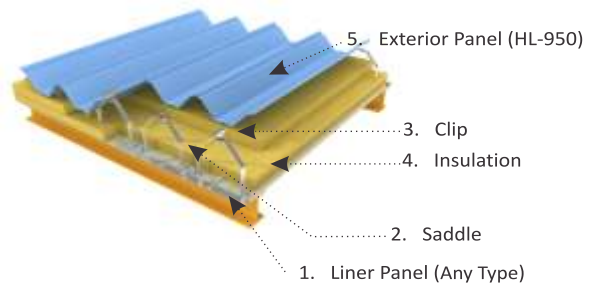
Type1

Double skin panel system with both HL-950 of top and bottom panel.



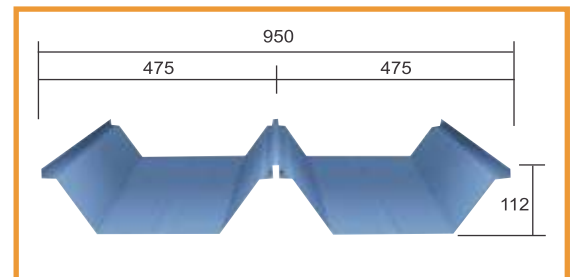
Type2

Double skin panel system with Top HL-950 and Bottom any liner panel.



Single skin panel is also available

Model	Effective Width	Seam Depth	Minimum Gradient	Curvature Radius
HL-950	950mm	112mm	Over 1/100	Over 200m



* Customized trims, flashings and gutters available by the cutting edge folding and cutting machines



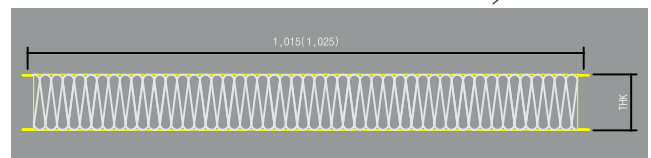
HL Glass Wool / Mineral Wool Panel

Glass wool panel uses grade 1 nonflammable and pure inorganic materials of glass fibers as its insulation materials and therefore immune to burning. It also does not produce any hazardous gas by fire and minimize the risk of fire. In addition, the outstanding sound absorbing function of the glass fibers enables the panel to absorb internal noises and block the external noises to create comfortable spaces.

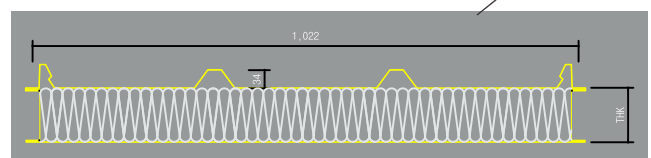
Features of Glass Wool / Mineral Wool Panel:

- Perfect Fire Protection:** It is manufactured with glass wool insulation which is incombustible. Mineral wool uses rock wools which are made by melting rocks into fibers as its insulation material and therefore it is immune to fire and burning. It is most versatile and safest material among all insulation materials and can be used in high temperature.
- Insulation:** The thickness of the fibers are 4 to 6 μ m as it is made by ultracentrifugating pure glass stones and it does not contain any non-fiber material. Intensive number of fibers are collected and special water repellency processing is done to ensure excellent insulation effect.
- Corrosion Resistance:** It is an inorganic material not like polystyrene or urethane foams and therefore deformation or corrosion is hardly found over a long period of time. It maintains its shape despite of shock, pressure and vibration and has an outstanding durability.

HL GLASS WOOL PANEL-WALL



HL GLASS WOOL PANEL-ROOF



HL Glass Wool / Mineral Wool Panel Specification

Material	Top Skin Material	Color Coated Galvanized Steel Sheet 0.4-0.8 mm					
	Bottom Skin Material	Color Coated Galvanized Steel Sheet 0.4-0.6mm					
	Core Material	Glass Wool / Mineral Wool					
Specification	Effective Width Wall (mm)	1015/1025					
	Effective Width Roof (mm)	1022					
	Density (Kg/m ³)	48Kg/m ³ 64Kg/m ³					
	Length (mtr.)	1.0 ~ 18(Any Transportable Length)					
	Thickness (mm)	45	50	73	78	88	98




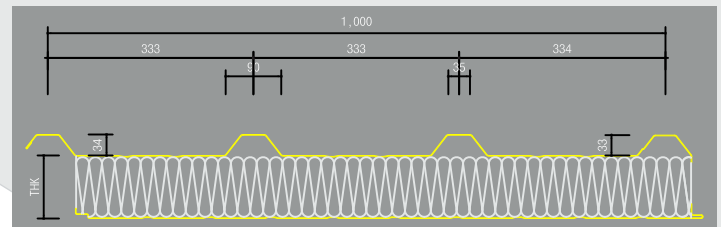
HL EPS Panel

EPS Panel is a sandwich panel which uses polystyrene foam as inside materials between double-coated hot-dipped galvanized steel profile with outer cover coated by PVDF or silicon and inner cover coated by epoxy. It has outstanding insulation and resolves vaporproof and waterproof issues along with cost saving construction. It is the most economic and versatile assembly insulation panel.

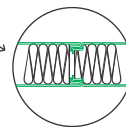
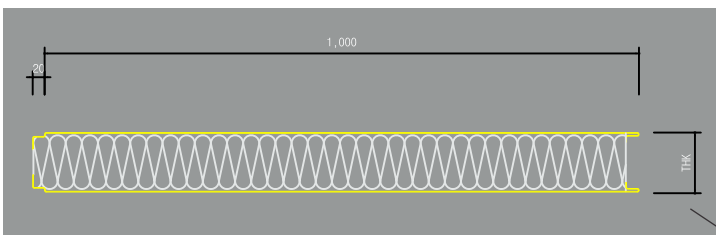
Features of HL EPS Panel:

- 1. Cost Saving Construction:** It is a representative assembly insulation panel which uses highly intensive polystyrene. It has excellent insulation effect so that it can significantly reduce the maintenance cost of buildings. It is the most economic construction material.
- 2. Perfect Product by Advanced Facilities:** HL EPS Panel is manufactured and supplied without a single error by the most advanced facilities. EPS Panel is the most economic and easily applicable to various purposes while creating hygienic environment by easy internal cleaning.

HL EPS PANEL-ROOF




HL EPS PANEL-WALL



HL EPS Panel Specification

Material	Top Skin Material	Color Coated Galvanized Steel Sheet 0.4-0.8mm					
	Bottom Skin Material	Color Coated Galvanized Steel Sheet 0.4-0.6mm					
	Core Material	EPS					
Specification	Effective Width (mm)	Construction Width : 1,000					
	Length (mtr)	1.0 ~ 18(Any Transportable Length)					
	Thickness (mm)	40	50	60	80	100	120

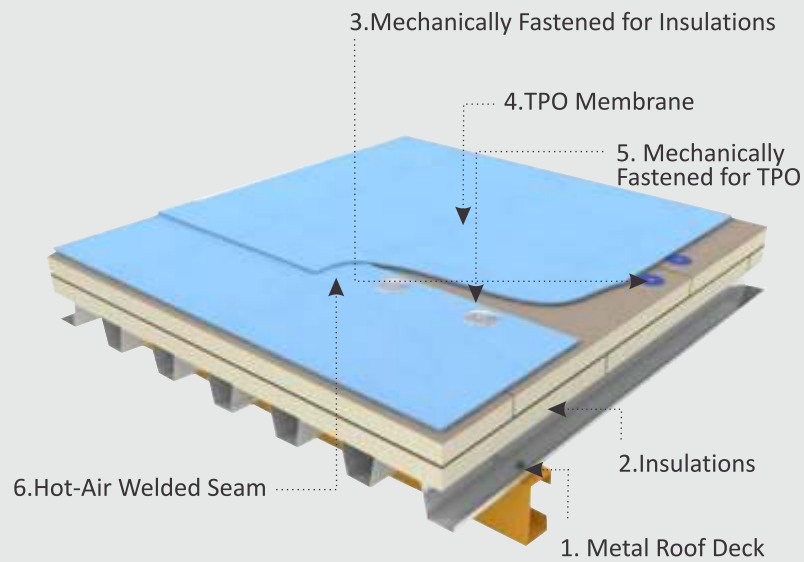


TPO

Single ply roofing membrane - alternative cutting-edge solution

Made up the state of the art monolithic roofing membrane system using hot air welding technology on each membrane seam

Perfect waterproofing performance with excellent UV, chemical, puncture, fire and wind resistance.



Head Office

Hallim Precision Co. Ltd.
18, Gukhoe-daero 76-gil,
Yeongdeungpo-gu, Seoul, 150-870, Korea
Tel: +82-2-784-1291
www.hallimpre.co.kr

Hallim Precision C&T Pvt. Ltd.

Plot No. D10/3, Site-5, UPSIDC,
Surajpur Industrial Area, Kasna
Greater Noida UP-201308,
Ph: 0120-2341290, Mobile: 8750209488
Email: info@hallimpre.co.in
Web: www.hallimpre.co.in